



District Report Card: 2017


State: Telangana	District: Wanaparthy
Class: 5	Subject: Language
Schools: 61	Students: 1062


Participation/Coverage


Students

GENDER 	Boys		Girls	
	Number	%	Number	%
	549	51.69	513	48.31

AREA 	Rural		Urban	
	Number	%	Number	%
	1005	94.63	57	5.37

CATEGORY 	SC		ST		OBC		GEN	
	Number	%	Number	%	Number	%	Number	%
	233	21.94	125	11.77	666	62.71	38	3.58

CWSN 	LD	VI	HI	S&LD	ID	Oth
	2	0	0	3	1	1

Management 	Government		Government-aided	
	Number	%	Number	%
	1062	100.00	0	0.00

Average Performance of Students in Language (%)

Overall	Gender		Area		Management		Social Group			
	Male	Female	Rural	Urban	Govt.	Aided	SC	ST	OBC	GEN
60.01	57.30	62.91	60.01	60.00	60.01	0.00	56.94	50.45	62.39	68.60

Performance on Learning Outcomes (LOs)

Learning Outcomes	Description	Average Performance(%)
L504	Reads and comprehends independently storybooks, news items/ headlines, advertisements etc.	59.51
L508	Reads text with comprehension, locates details and sequence of events	60.26

Range of Performance of Students who Answered Correctly							
Below 30%		30% - 50%		50% - 75%		Above 75%	
Number	%	Number	%	Number	%	Number	%
85	8.00	263	24.76	465	43.79	249	23.45

Lowest Performing Learning Outcomes (LOs)

- 1 - Reads and comprehends independently storybooks, news items/ headlines, advertisements etc. (59.51)
- 2 - Reads text with comprehension, locates details and sequence of events (60.26)